



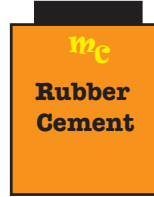

# Colors of Peace

From: Mister Chuck Channel | <https://youtu.be/05WD1q9XlvI>

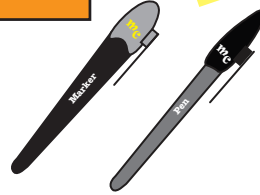
## You Will Need...



Dove Template




Tissue Paper



1.

Start by using the template below to trace the dove onto the sheet of paper.



# Colors of Peace

From: Mister Chuck Channel | <https://youtu.be/05WD1q9XlvI>

2.

Next, cover the traced area with rubber cement or spray adhesive.



3.

Finally, tear the colored tissue paper pieces and place them randomly until the dove area is filled.

